



DOORALBAIK
WPC DOORS
CATALOG




DOOR AL BEIK INDUSTRY FACTORY
مصنع باب البيك للصناعة



www.dooralbaik.com



info@dooralbaik.com





QDM-9604



QDM-9601



QDM-9605



GM-M006



WPC ENGRAVED DOOR SERIES



GM-M015



GDM-9061



GM-M006



GDM-9603

WPC ENGRAVED DOOR SERIES



QDM-9606



GDM-9607



Wood natural close, net off in the bathroom in the bearmom, seemed to smell this fragrance of scent o
Material and onion of clever match more those nobility
Meet your taste demand higher above the lite
Unique creative, full of spiritual achievement strong storm feuing of spe
Classic design revealedividual grade, a designed to make mon sw

WPC ENGRAVED DOOR SERIES



QDM-9117



QDM-9122



QDM-9121



QDM-9120



QDM-9119



QDM-9118

WPC ENGRAVED DOOR SERIES

Simple elegance and Fashion, A beautiful meet unexpectedly in modern city enjoy speed life, also need to experience an elegant, taste a kind of temperament Put comfort first design considered. Followed by the appearance, the durability structure, perfect function.



QDM-9089



QDM-9608



QDM-9016



QDM-9065

WPC ENGRAVED DOOR SERIES



QDM-9108



QDM-9107



QDM-9106



QDM-9609



QDM-9610

It holds that the soul of all things should conform to nature and be human-oriented, and fit is the most beautiful. Man-made space dominates, and the design of space varies from person to person. We strive to show the most authentic aesthetic feeling and the most three-dimensional performance.

The simplicity of grace is like a goddess in plain clothes. Gather decorated with elements of nature, a breath is very comfortable, Life is in the most appropriate way to meet the dual needs of the material and the spirit.



GM-M002

WPC ENGRAVED DOOR SERIES



GM-M014



QDM-9116



QDM-9114



QDM-9113



QDM-9026

WPC ENGRAVED DOOR SERIES



QDM-9115



QDM-9112



QDM-9111



QDM-9110



QDM-9109



QDM-9611



GM-M003

WPC ENGRAVED DOOR SERIES




QDM-9612



QDM-9613



QDM-9614



GM-M008

WPC ENGRAVED DOOR SERIES




QDM-9615



QDM-9616



GM-M005



GM-M009

WPC Assembly Door Series

High-end custom mute life

A variety of styles and colors for your choice

Sound insulation noise reduction quiet enjoy your comfortable life



WPC ASSEMBLY DOOR SERIES



QDM-9048



QDM-9701



QDM-9123



QDM-9015



QDM-9060



QDM-9513

WPC Painted Door Series

High-end custom mute life
A variety of styles and colors for your choice
Sound insulation noise reduction quiet enjoy your comfortable life

- 1 The door and fan are integrated
- 2 Ultra high density substrate
- 3 The surface is covered with film or paintfilm or paint
- 4 The door is waterproof, fireproof, soundproof and warm
- 5 The water molecules can't penetrate
- 6 Perfect combination of product and technology



QDM-9504

WPC PAINTED DOOR SERIES



Fashion with the perfect combination of exquisite beauty, reflecting the extraordinary artistic mind, fine and elegant structure. creating different bathroom beauty demount all the city glitz, in a comfortable living space, return to nature, most beautiful details in life always so charming



QDM-9505



QDM-9509



QDM-9506



QDM-9507



QDM-9508

WPC GLASS DOOR SERIES



QDM-9046



QDM-9069



QDM-9075



QDM-9024



QDM-9027



QDM-9072

WPC PAINTED DOOR SERIES



QDM-9510



QDM-9512



QDM-9501



QDM-9502



QDM-9503

Contrasting colors mix of strong and weak reflecting a neutral beauty no superfluous decoration, simple and pure, and whether it is a reasonable distribution of mirror cabinet, design of Multi-interlayer, or bar details embody are revealed to the relentless pursuit of life, and the sense of life.



WPC Glass Door Series

High-end custom mute life
A variety of styles and colors for your choice
Sound insulation noise reduction quiet enjoy your
comfortable life

WPC GLASS DOOR SERIES



QDM-9011



QDM-9019



QDM-9002



QDM-9020

HARDWARE / ACCESSORIES

UNT:MM



FLAT FRAME



TYPE A FRAME



TYPE A FRAME



TYPE B FRAME




TYPE C FRAME



TYPE T FRAME

HARDWARE / ACCESSORIES

UNT:MM



TYPE E FRAME



TYPE E FRAME



PLASTIC FRAME



FRAME



ENDSHIELD




DOOR PANEL

HARDWARE / ACCESSORIES

HARDWARE ACCESSORIES SERIES

Acid and alkali restant, no deformation, no cracking door cover/cover/door panel/ frame/pin/door core board/Roman line/baseboard/t-frame/wood plastic square decorative line/pressing edge line/lock body handle

Installation of Frame



HARDWARE / ACCESSORIES



Type E Frame combination



100 UNIVERSAL FRAME



10013 FRAME LINECOVER



6036 FRAME LINE



180 EXTENSION SLEEVE PLATE



EXTENSION DOOR SLEEVE COMBINATION



100 COMBINATION 10013 FRAME LINECOVER

HARDWARE / ACCESSORIES

UNT:MM



FRAME



HAVE A FOOT-HOLD IN



THE FRAME BOARD



FLAT FRAME LINE



THE ROMAN LINE



ARC DOOR LINE

HARDWARE / ACCESSORIES

UNT:MM



SKIRTING LINE



SKIRTING LINE



SKIRTING LINE



JOINT



WPC STICK



GLASS LINE



DECORATION LINE

HARDWARE / ACCESSORIES



HANDLE-1



HANDLE-2



HANDLE-3



HANDLE-4



DOOR LOCK -1



DOOR LOCK -2

HARDWARE / ACCESSORIES



HANDLE -5



HANDLE -6



HANDLE -7



DOOR LOCK -3

DOOR ALBAIK

DOOR ALBAIK

DOOR ALBAIK

DOOR ALBAIK

DOOR ALBAIK

DOOR ALBAIK

للطلب والاستفسار

Tel:+ 966505909741

Tel:+ 966542700603

Tel:+ 966540703312

Tel:+ 966540621156

Kingdom of Saudi Arabia, Eastern Province

E - mail : info@dooralbaik.com

web : www.dooralbaik.com